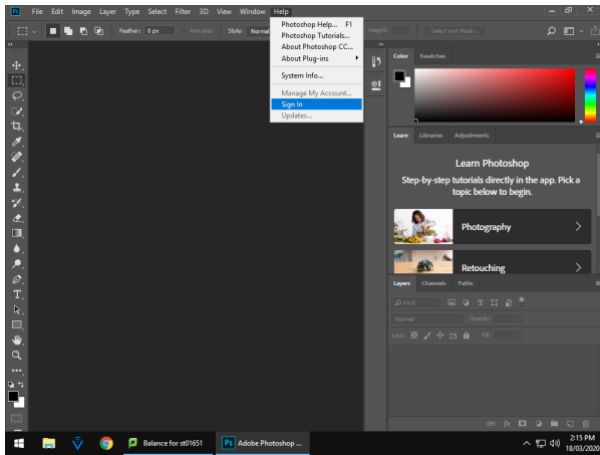
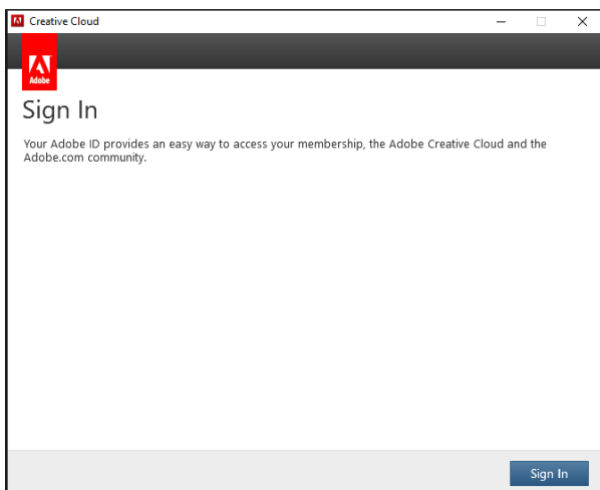


## How to activate/sign in Adobe Photoshop & Illustrator

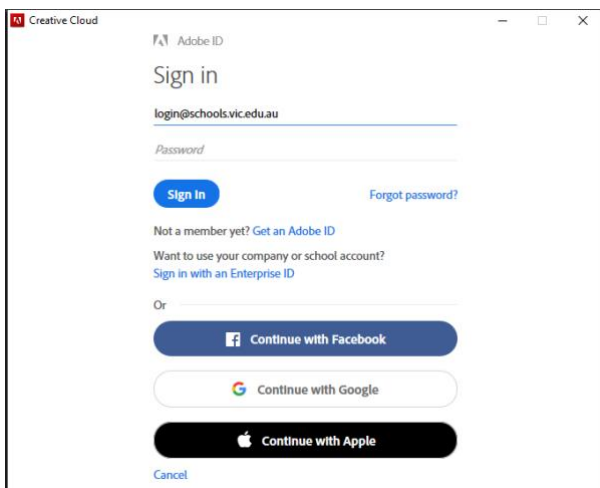
1. Open Photoshop or Illustrator
2. Goto Help > Sign In



3. Click Sign In



4. Enter your login which is <your login>@schools.vic.edu.au (Remember it is case sensitive)



5. When you click in the password box, it will redirect to you login via EDUPASS. Enter your User ID: <your login>@schools.vic.edu.au and the password that was given to you. Remember the username and password are case sensitive.



You are now ready to use Photoshop. If you need to use any other Adobe products, you will not be prompted to login again.

*If you cannot login, check you have a working internet connection as an internet connection is required to use this product.*

**When using a school computer, at the end of your session, please goto Help > Sign Out and click Sign Out to log out.**