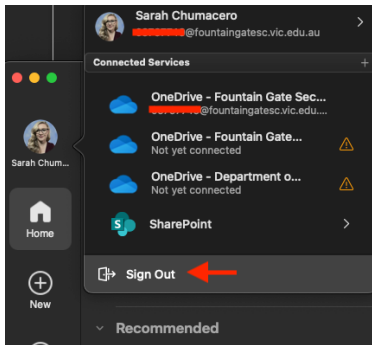


## How to license o365 on MAC devices

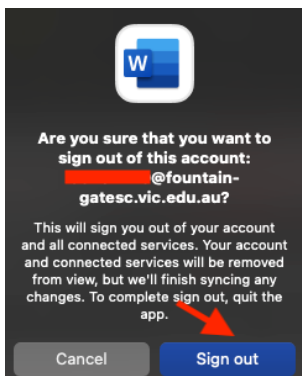
Open an application such as Microsoft Word.

On the home screen, click on your account which will appear as a photo or your initials.

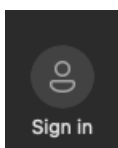
Click Sign Out



You will be prompted to confirm. Click 'Sign Out'



Click The 'Sign In' icon to sign in using your DE credentials



Staff: Enter your @education email address [firstname.lastname@education.vic.gov.au](mailto:firstname.lastname@education.vic.gov.au)

Students: Enter your @schools email address [username@schools.vic.gov.au](mailto:username@schools.vic.gov.au)

 Microsoft

**Sign in**

No account? [Create one!](#)

**Next**

## Enter your Edupass password

eduPass 

@education.vic.gov.au

### Enter password

Password

[Forgotten my password](#)

[Sign in](#)

For support, log a service request via the **DE Services Portal**  
(<https://services.educationapps.vic.gov.au/dp>)  
(<https://services.educationapps.vic.gov.au/dp>)

You are now signed in.